



# IPSCNL - Level I

## Stage 8

Course Designer: Rick Crane  
Rules: IPSC Handgun Rules, Latest Edition



**START POSITION:** Hands on either set of the XX's

**GUN READY CONDITION:** Loaded in holster

**STAGE PROCEDURE:** On the signal, engage targets as they become visible from within Area A.

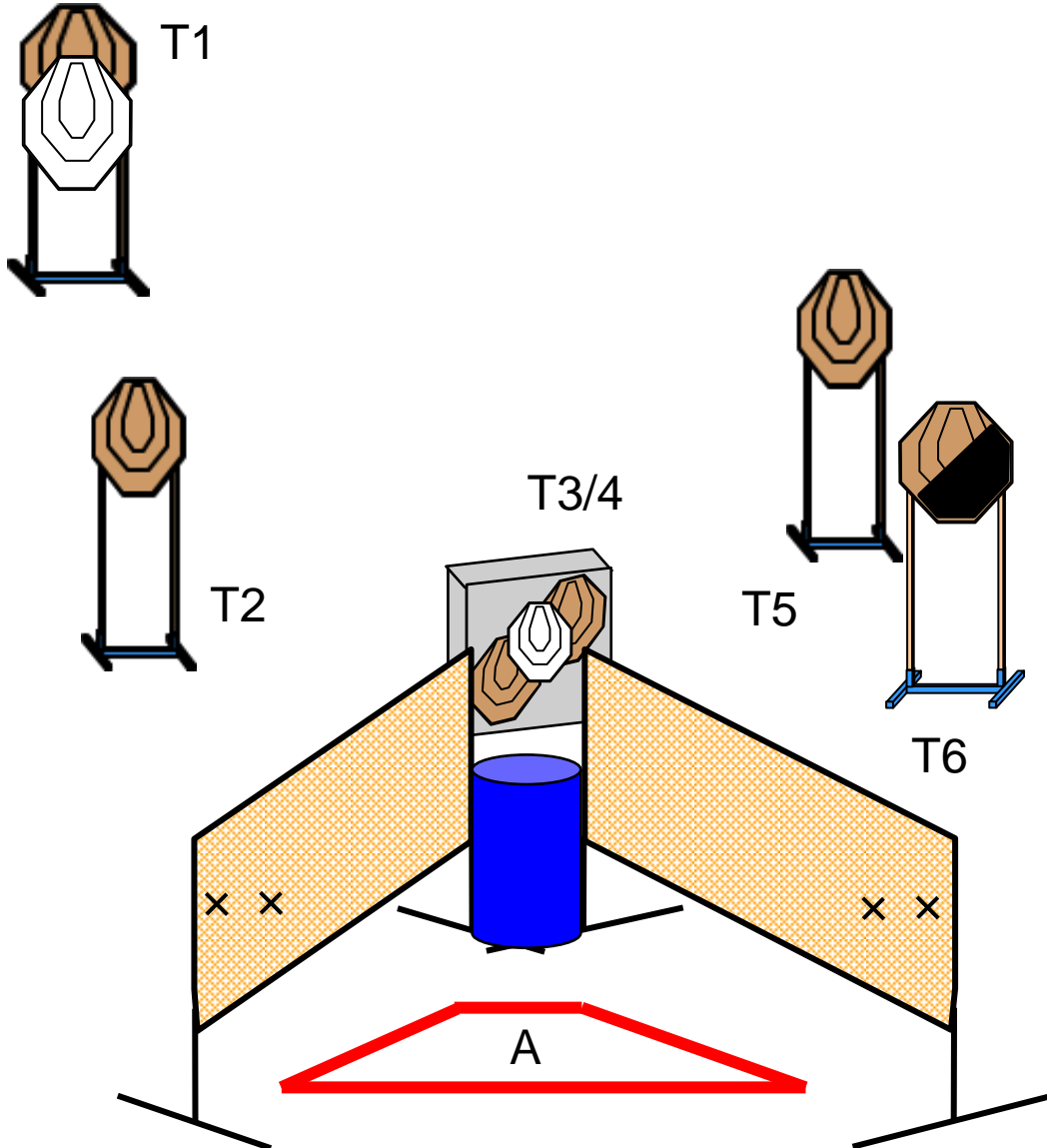
**SCORING:** Comstock, Short Course, 12 rounds, 60 pts

**TARGETS:** 6 paper, 0 steel

**SCORED HITS:** best 2 per paper, 5 pts for steel

**START-STOP:** On signal, last shot

**PENALTIES:** As per IPSC Handgun rules



**Setup Notes:** MINI TARGETS USED FOR T5 & T6 !!!



## IPSCNL - Level I

### Stage 9 & 10

Course Designer: Rick Crane  
Rules: IPSC Handgun Rules, Latest Edition



**START POSITION:** 2 hands touching barrels.

**GUN READY CONDITION:** Loaded in holster

**STAGE PROCEDURE:** On the signal, engage targets as they become visible from within Area A. Boardwalk is Area A.

**SCORING:** Comstock, Short Course, 8 rounds, 40 pts

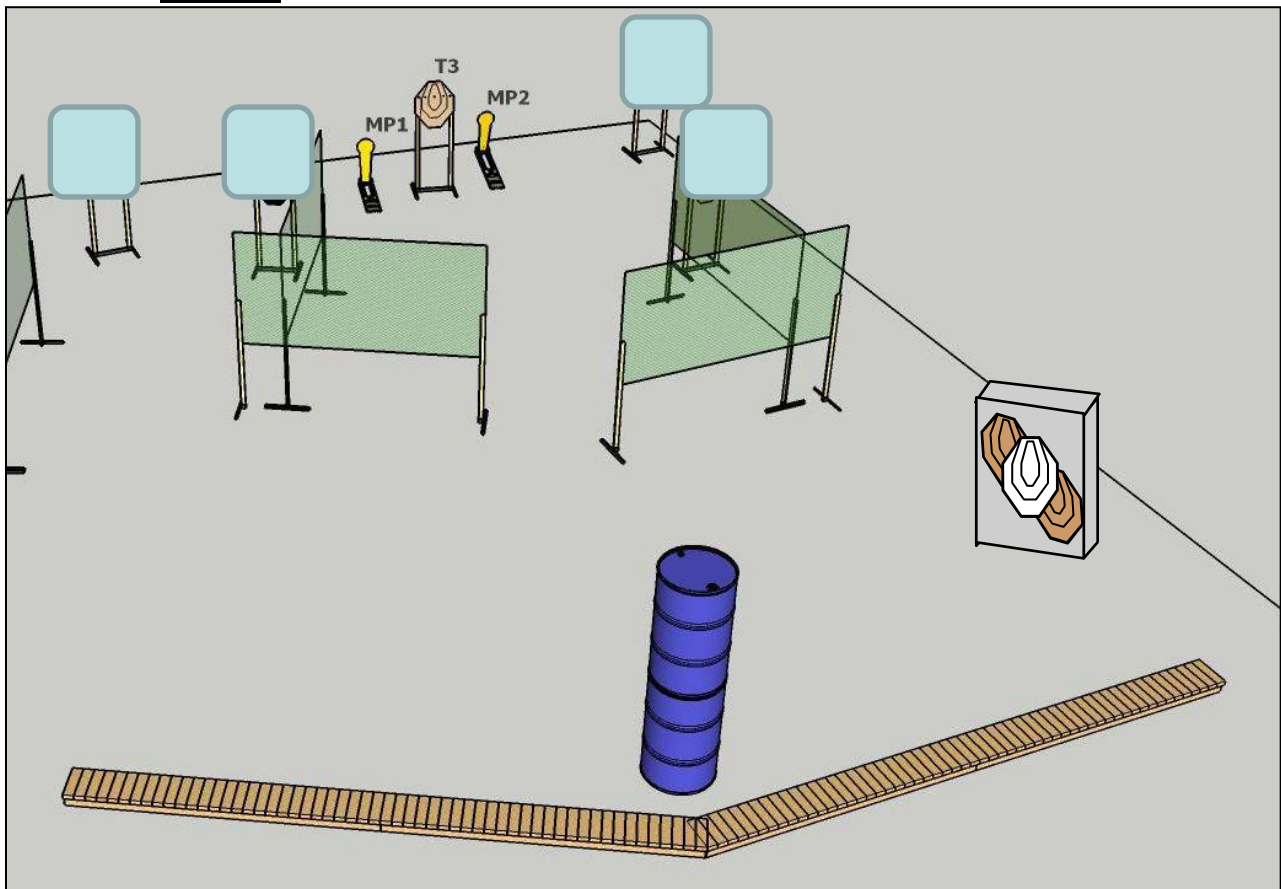
**TARGETS:** 3 paper, 2 steel

**SCORED HITS:** best 2 per paper, 5 pts for steel

**START-STOP:** On signal, last shot

**PENALTIES:** As per IPSC Handgun rules

## 2 STAGES – 9. Strong Hand, 10. Weak Hand



**Setup Notes:**



## IPSCNL - Level I

### Stage 11

Course Designer: Rick Crane  
Rules: IPSC Handgun Rules, Latest Edition



**START POSITION:** 2 hands touching barrels.

**GUN READY CONDITION:** UN-Loaded in holster

**STAGE PROCEDURE:** On the signal, engage targets as they become visible from within Area A. Boardwalk is Area A.

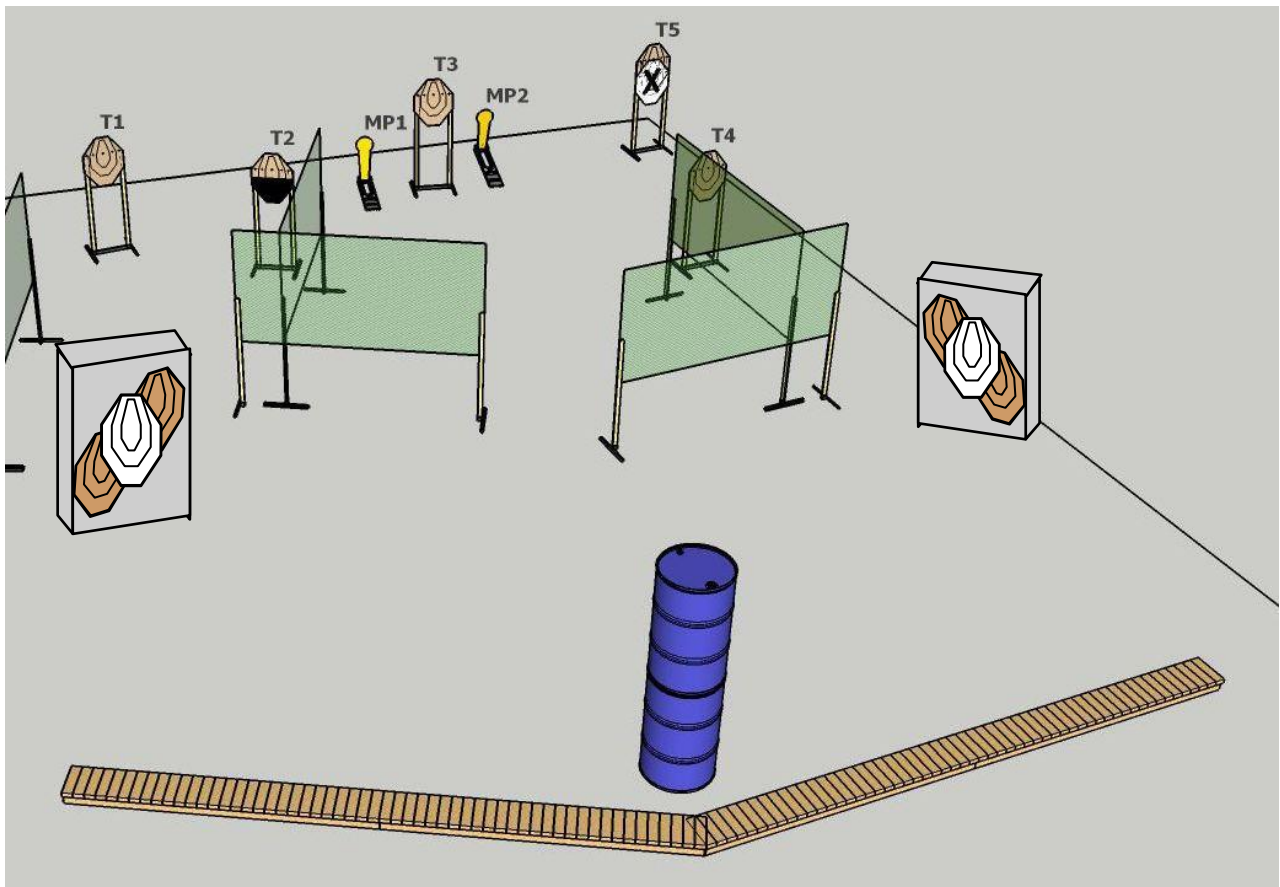
**SCORING:** Comstock, Med Course, 20 rounds, 100 pts

**TARGETS:** 9 paper, 2 steel

**SCORED HITS:** best 2 per paper, 5 pts for steel

**START-STOP:** On signal, last shot

**PENALTIES:** As per IPSC Handgun rules



**Setup Notes:** P1 activates Drop-turner T2.

Posn 1 sees – T3/4. Posn 2 sees – T6/7, T8/9 & T10. Posn 3 sees – T6/7 & T13/14.

Posn 4 sees – T1, P1, T2, T5 & T10. Posn 5 sees – T10, T11, T12 & Mini P4.



# IPSCNL - Level I

## Stage 12

Course Designer: Rick Crane  
Rules: IPSC Handgun Rules, Latest Edition



**START POSITION:** Hands on the XX's

**GUN READY CONDITION:** Loaded in holster

**STAGE PROCEDURE:** On the signal, engage targets as they become visible from within Area A.

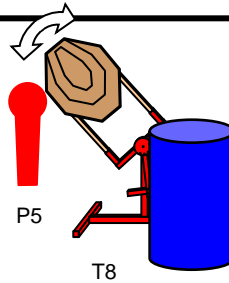
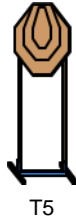
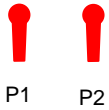
**SCORING:** Comstock, Long Course, 28 rounds, 140 pts

**TARGETS:** 11 paper, 6 steel

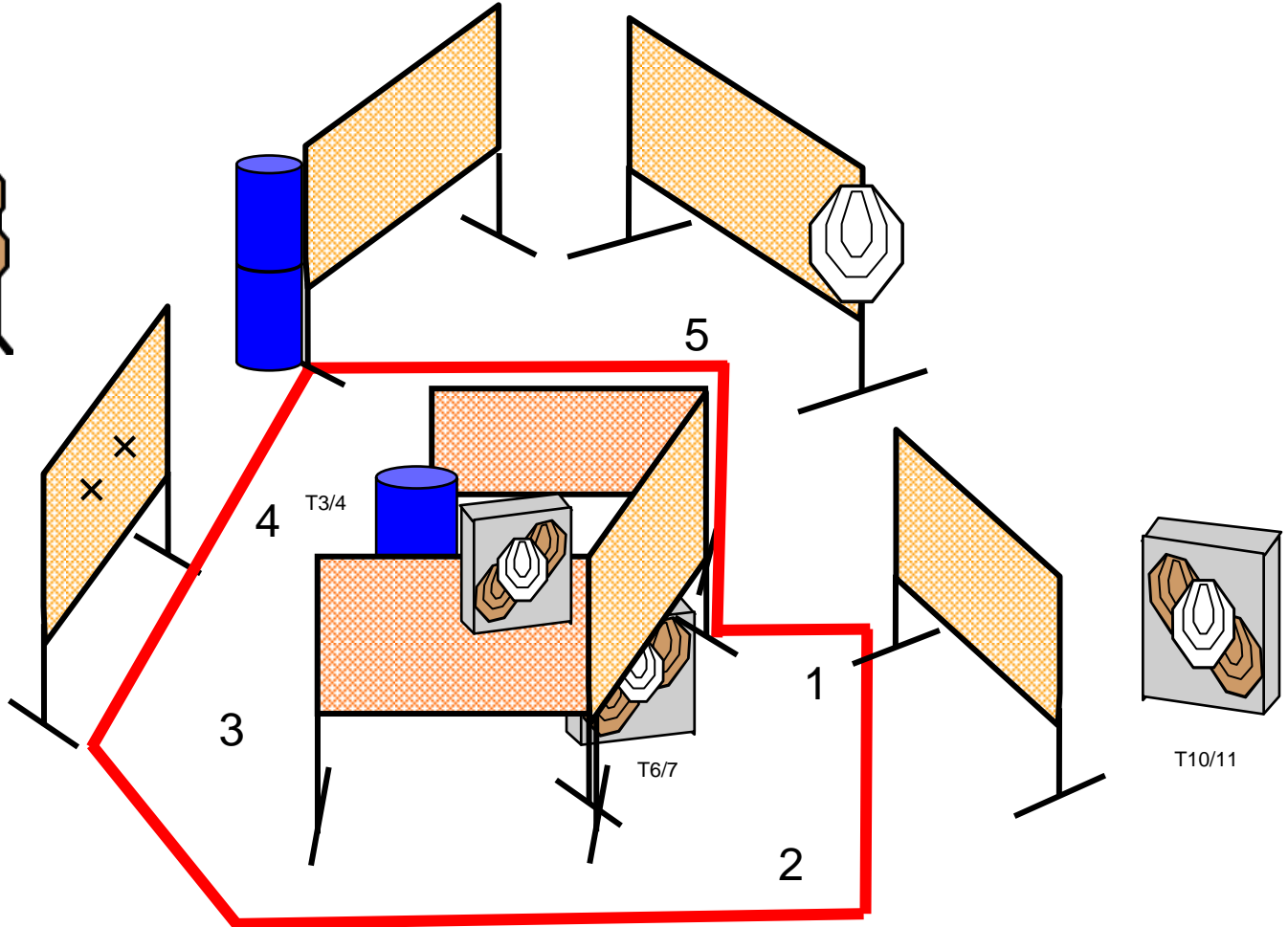
**SCORED HITS:** best 2 per paper, 5 pts for steel

**START-STOP:** On signal, last shot

**PENALTIES:** As per IPSC Handgun rules



T1/2



**Setup Notes:** P5 activates swinger T8. T5 & T9 are MINI Targets further than T8.

Posn 1 sees - T5, P3, P6 & T9. Posn 2 sees - T10/11 & P6, Posn 3 sees - T3/4 & T6/7.

Posn 4 sees - T1/2, P1, P2, P5 & T8. Posn 5 sees - T5 & P3.



# IPSCNL - Level I

## Stage 13

Course Designer: Rick Crane  
Rules: IPSC Handgun Rules, Latest Edition



**START POSITION:** Anywhere in Area A

**GUN READY CONDITION:** Loaded in holster

**STAGE PROCEDURE:** On the signal, engage targets as they become visible from within Area A.

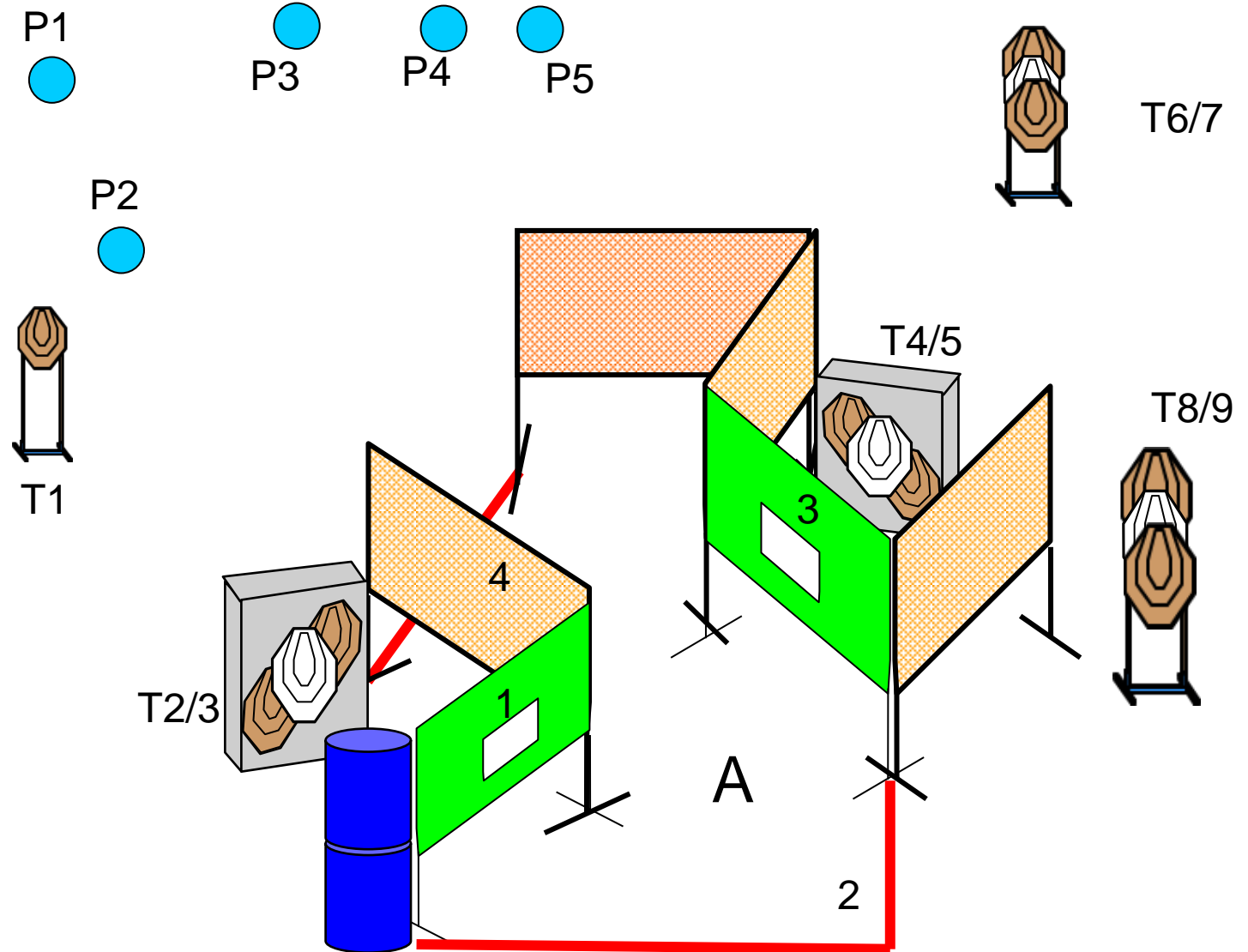
**SCORING:** Comstock, Med Course, 23 rounds, 115 pts

**TARGETS:** 9 paper, 5 steel

**SCORED HITS:** best 2 per paper, 5 pts for steel

**START-STOP:** On signal, last shot

**PENALTIES:** As per IPSC Handgun rules



**Setup Notes:** Posn 1 sees – T1, T2/3, P1 & P2. Posn 2 sees – T8/9, P1, P2 & P3. Posn 3 sees – T4/5 & T6/7. Posn 4 sees – T1, P1, P2, P3, P4 & P5.